


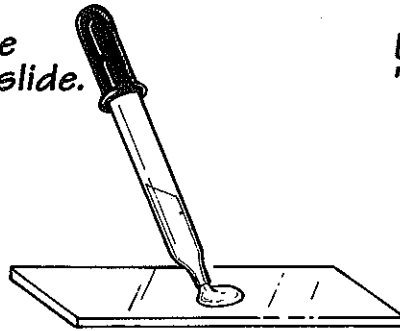
The ENORMOUS

Preparing A Wet Mount Slide




Step 1

Place water on the center of a clean slide.



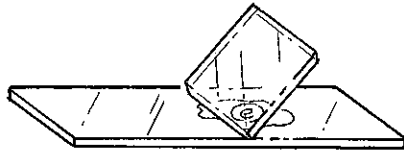
Step 2

Use tweezers to drop the "e" onto the drop of water.




Step 3:


Gently touch the cover slip to the edge of the drop of water then lower the cover slip to cover the "e" and the water.



Step 4




Hand Lens



_____x


Drawings of My Enormous "e"
Wet Mount Slide When Magnified

Low Power




_____x

Medium Power



_____x

High Power



_____x